





# STEG-FÖR-STEG-GUIDE FÖR BÄSTA RESULTAT

1




Plantera ut

2



Bind upp

3




Ta bort "tjuvar" i bladvecken

4




Skörda tomaterna

5



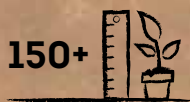
Skär ner plantan i oktober

6



Vänta 14 dagar och skörda därefter potatisen

150+



80+



2 kg



[www.pickandjoy.com](http://www.pickandjoy.com)